


2012-2015

*Practical Approach
to Improving ECTS
Implementation in
Europe*

*Jornadas de movilidad Erasmus
Madrid, 22 de octubre de 2013*





EGRACONS PROJECT

Context and problem area

- “ There is a large variety in ‘grading **practices**’ and ‘grading **cultures**’ in countries and institutions in Europe and beyond. Often the concrete implications are not so well-understood
- “ The Egracons project wants to arrive at a common approach to grade conversion and develop a simple, practical and reliable tool open to everyone in accordance with ECTS guidelines





EGRACONS PROJECT

Grading in Europe : Ex 1: Belgium

- “ Marks on a scale from **0 to 20**
- “ A pass mark is obtained from **10/20**
- “ Marks above 16 are awarded relatively rarely
- “ In French-speaking Belgium a student passes when he has the required overall average of 12/20. That's why a mark below 10 is more readily awarded than in Flanders where no average is required.



EGRACONS PROJECT

Grading in Europe: Ex 2: the Netherlands

- “ Scale from **1 to 10**.
- “ A pass mark is **5.5** (rounded to **6**).
- “ Here too, the whole scale is not used
- “ Some institutions do not use marks of half a point



EGRACONS PROJECT

Grading in Europe : Ex 3: Italy

- “ Scales awarded on a scale of **0 to 30**.
- “ The lower limit is **18/30**
- “ The highest mark is 30 but there is also « **30 lode** » (« 30+ », « 30 cum laude ») which is in practice given to a considerable number of students
- “ Further remark: a student can resit an exam several times to improve his/her marks



EGRACONS PROJECT

Grading in Europe: Ex 4: Sweden

- “ Only three grades:
 - “ High Pass (distinction)
 - “ Pass (satisfactory)
 - “ Fail
- “ The Swedish system leads to severe problems of conversion
- “ There is a tendency to move towards a 5-point scale



EGRACONS PROJECT

Grading in Europe: Ex 5: UK

- “ Most Institutions use the scale 0-100 (lower limit: 40 (1st cycle) 50 (2nd cycle))
- “ Grading bands for 1st cycle (Grade distributions across these bands vary between disciplines)
 - “ 70 and above (1st class)
 - “ 60 and above (Upper 2nd class)
 - “ 50 and above (Lower 2nd class)
 - “ 40 and above (3rd class)
- “ Resits are common but normally they are to demonstrate that learning outcomes are met and the student grade for a resit is capped at 40.



EGRACONS PROJECT

Misinterpretation of ECTS grading scale

Proposition DG Education

ECTS grade	Student distribution
A	10%
B	25%
C	30%
D	25%
E	10%
F	Fail (with minor problems)
FX	Fail

Example of misinterpretation by proposing equivalences (no distribution)

Local mark	ECTS grade
16 +	A
14 +	B
12 +	C
11 +	D
10 +	E (pass)



EGRACONS PROJECT

Present conversion practices



- “ ECTS credit transfer
 - “ The credits are transferred/recognised, but no formal conversion takes place, hence no local marks are given and the marks are not included in the overall results
- “ Bilateral conversion tables
 - “ A table with equivalences between the own marks and that of the partner institution/country are drawn up at the central or the faculty/department levels
- “ The ECTS grading scale (official until **2009**)
 - “ Marks obtained abroad are converted to the A B C D E scale, often by the partner institution, but sometimes they are reconverted in the home institution. Ideally they represented normalized distribution tables (10%, 25%, 30%, 25%, 10%)
- “ The ECTS Grading table introduced in the Users' Guide **2009**
 - “ Conversion is done by comparing distribution tables (*Users' Guide ECTS 2009*, p. 43)



EGRACONS PROJECT

ECTS Users' guide 2009: Grading table: introducing distribution tables

Italy :

18	19	20	21	22	23	24	25	26	27	28	29	30	30 lode
6.9%	1.9%	5.7%	2.3%	6.0%	2.7%	11.3%	8.2%	9.0%	11.8%	12.3%	0.5%	15.7%	5.7%
100*	93,1	91,2	85,5	83,2	77,2	74,5	63,2	55	46	34,2	21,9	21,4	5,7

France

10	11	12	13	14	15	16	17	18	19	20
34.79%	18.59%	18.45%	12.05%	9.46%	3.65%	2.30%	0.43%	0.22%	0.06%	0%
100	65,21	46,62	28,17	16,12	6,66	3,01	0,71	0,28	0,06	0

*Accumulated percentage in red

27 in Italy becomes 12 in France



EGRACONS PROJECT

Italia

18	19	20	21	22	23	24	25	26	27	28	29	30	30 lode
6.9%	1.9%	5.7%	2.3%	6.0%	2.7%	11.3%	8.2%	9.0%	11.8%	12.3%	0.5%	15.7%	5.7%
100*	93,1	91,2	85,5	83,2	77,2	74,5	63,2	55	46	34,2	21,9	21,4	5,7

España

5-5,49	5,5-5,99	6-6,49	6,5-6,99	7-7,49	7,5-7,99	8-8,49	8,5-8,99	9-9,49	9,5-10
15,0%	10,7%	16,0%	11,8%	16,5%	11,2%	8,1%	3,2%	5,5%	2,0%
100,0%	85,0%	74,2%	58,3%	46,5%	30,0%	18,9%	10,8%	7,6%	2,0%

Un 30/30 obtenido en esta institución italiana correspondería a una nota de entre 7,5 y 7,99 en esta otra institución española



EGRACONS PROJECT

General info

- “ Start of the project: 1 October 2012
- “ Project duration: 3 years
- “ **14 Partners from 12 countries** (including University networks Santander Group and Unica)
- “ Lifelong Learning Programme – Erasmus Multilateral Projects



EGRACONS PROJECT

Objectives



- “ To **map** the different ‘grading practices’ and ‘cultures’ across Europe. A grading table should reflect the grading culture in a predefined reference group
- “ To define the most suitable **aggregation levels** (reference groups: e.g. by discipline codes (ISCED subject area codes)
- “ To harmonize the **interpretation** and application of grading systems across Europe
- “ To facilitate grade conversion by making it automatic (a common European web based **conversion tool** and database)
- “ To develop common **data templates**



EGRACONS PROJECT

Methodology

- “ Determine the statistical distribution (within the reference group) of each awarded mark on the scale of the host institution
- “ Determine the percentage of the specific student’s mark given abroad within that reference group
- “ Convert the mark to a local mark by looking up the corresponding percentage in the home reference group and linking it to the local mark that corresponds to this percentage
- “ The higher the number of marks within a scale, the easier it is to convert (cf. Sweden)



EGRACONS PROJECT

Propuesta para España

- ” Categorizar las notas numéricas en 10 niveles:
 - ” De 5 a 5,49
 - ” De 5,5 a 5,99
 - ” De 6 a 6,49
 - ” De 6,5 a 6,99
 - ” Etc.

ULE	5-5,49	5,5-5,99	6-6,49	6,5-6,99	7-7,49	7,5-7,99	8-8,49	8,5-8,99	9-9,49	9,5-10
GRADO VETERINARIA	15,0%	10,7%	16,0%	11,8%	16,5%	11,2%	8,1%	3,2%	5,5%	2,0%
% ACC	100,0%	85,0%	74,2%	58,3%	46,5%	30,0%	18,9%	10,8%	7,6%	2,0%





EGRACONS PROJECT

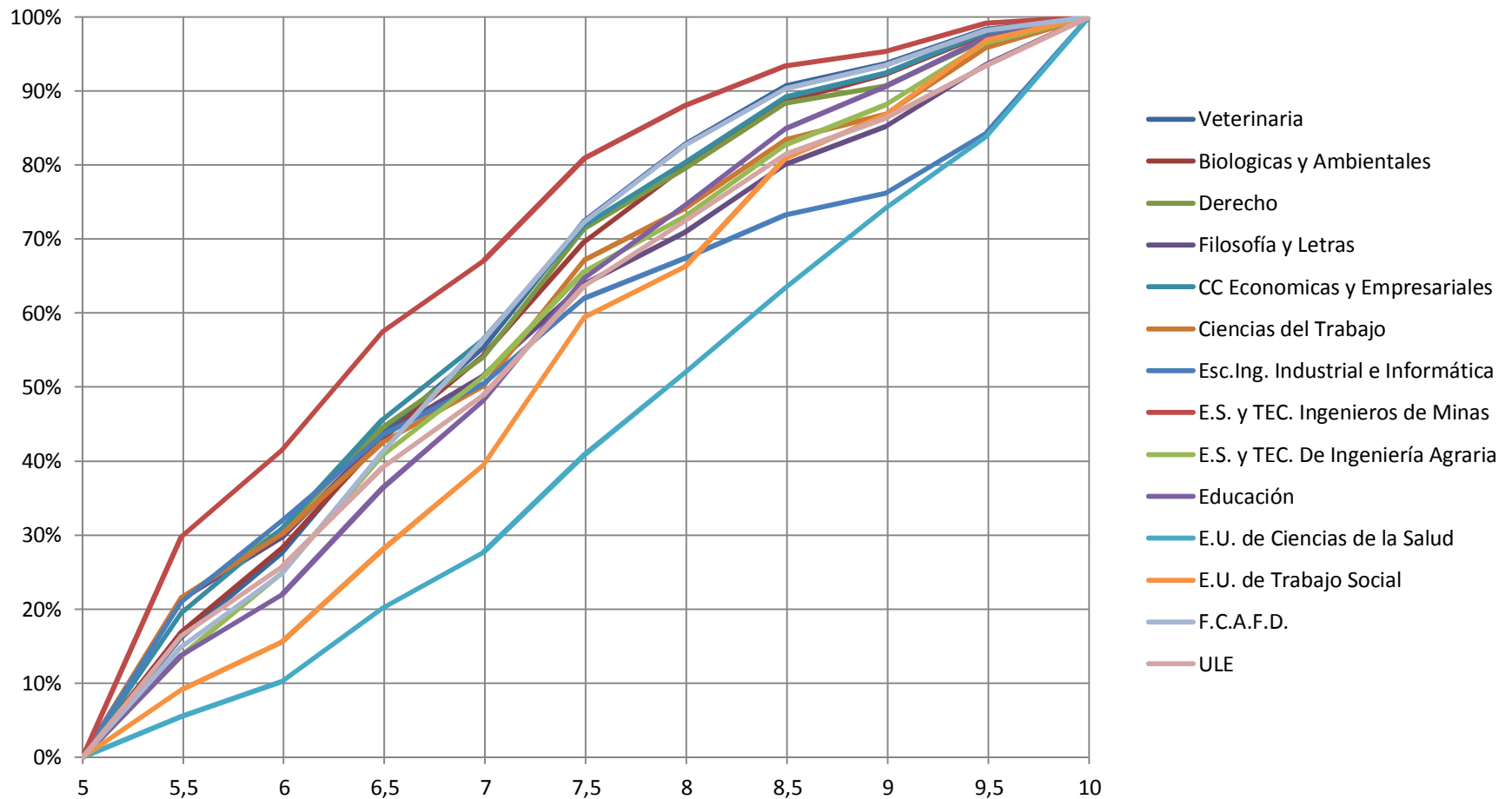
Aggregation level

- “ May differ from country to country
- “ The course unit would be ideal but is not feasible
- “ Alternatives; degree programmes, groups of degrees (ISCED), faculty, entire university
- “ The ECTS Users’ Guide mentions: ‘ a single programme or group of homogeneous programmes from which a consistent grading could be derived’ (grading culture)
- “ Egracons proposes the use of the ISCED study area codes (Eurostat/OECD/UNESCO): broad, narrow or detailed (new list 2013)



EGRACONS PROJECT

“Cultura” de puntuación en la ULE





EGRACONS PROJECT

Project stages



- “ Questionnaire for detailed reports on every participating institution/country (*ongoing*)
- “ Step-by-step instructions and guidelines for the construction of grading tables (*done*)
- “ Testing the aggregation levels (*ongoing, first results*)
- “ Developing the web based tool (*being defined*)
- “ Detailed descriptions of grading practices (per institution/country) (*to be done*)
- “ Setting up a database/website for the annual uploading of the data (grading tables) (*to be done*)
- “ Further exploitation (*to be done*)



EGRACONS PROJECT

The Survey: First results



“ Since end of June: 667 responses

<https://www.surveymonkey.com/s/Egracons>

“ Some countries with fewer responses so far:

Netherlands (NL)

Luxemburg (LU)

Switzerland (CH)

Austria (AT)

Romania (RO)

Macedonia (FYROM)

Bulgaria (BG)

Serbia (RS)

Denmark (DK)

Montenegro (ME)

Ireland (IE)

Albania (AL)

Bosnia and Herzegovina (BA)

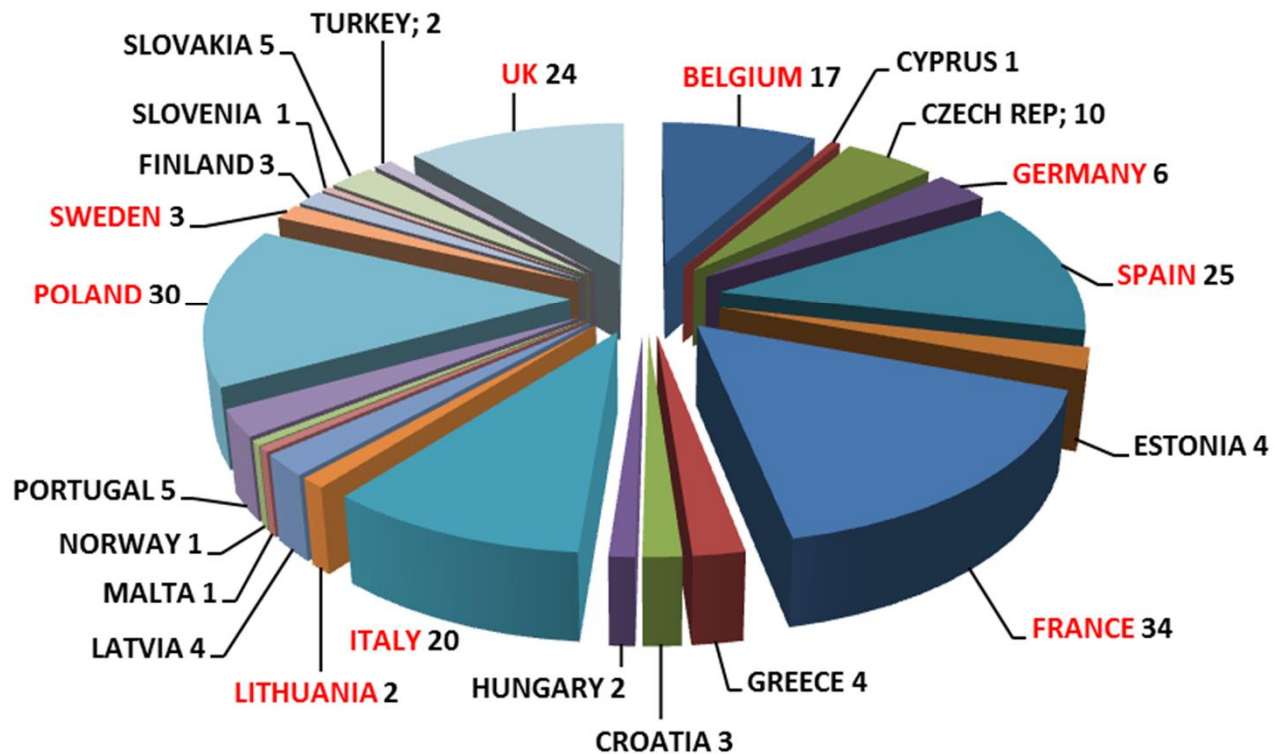
Kosovo (no code)



EGRACONS PROJECT

First results (cont.)

Number of reactions per country





EGRACONS PROJECT

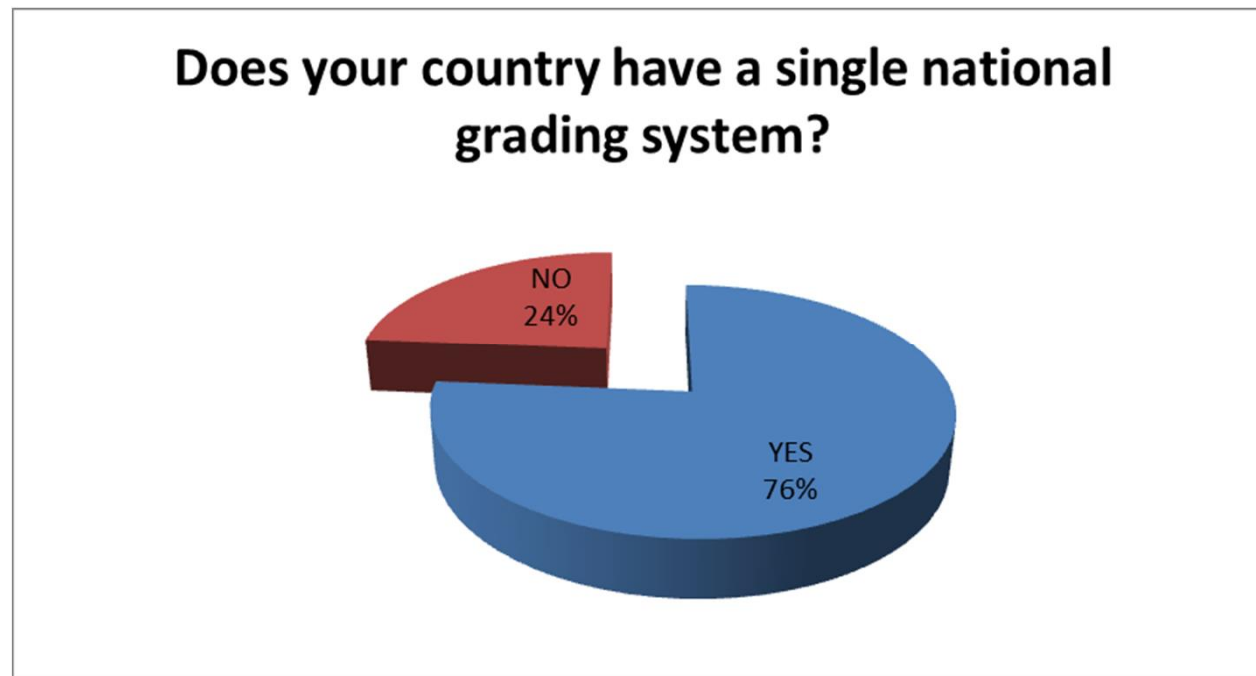
First results (cont.)

- “ Survey can still be completed:
- “ Agreed version of step-by-step instructions is ready (see website: <http://egracons.eu>)
- “ The project publishes a regular newsletter
- “ First tests with grading beyond Europe



EGRACONS PROJECT

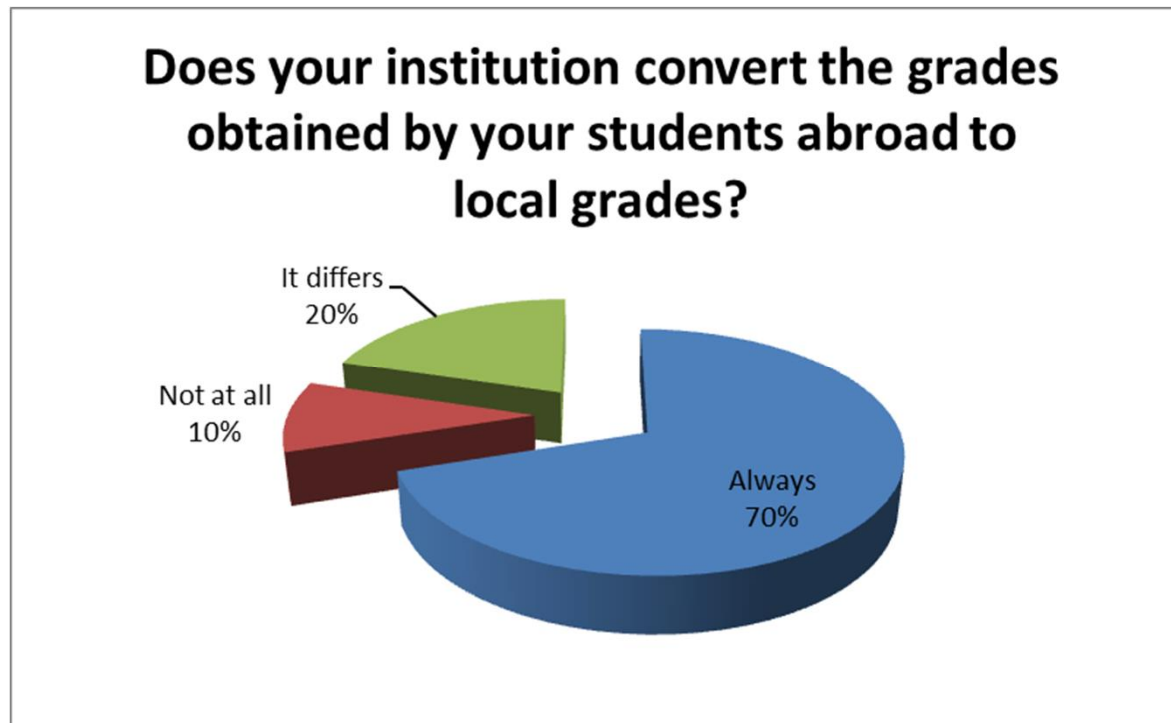
First results (cont.)





EGRACONS PROJECT

First results (cont.)

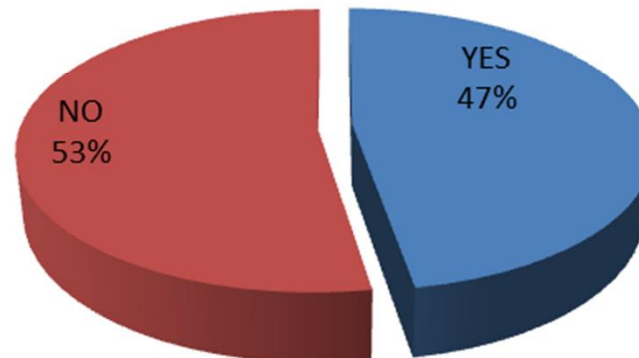




EGRACONS PROJECT

First results (cont.)

Are the grade letters of the ECTS grading scale (A B C D E) in use at the moment at your university to convert grades?






EGRACONS PROJECT

First results (cont.)

Is there room for personal interpretation and/or adjustment of grades in the process of grade conversion?

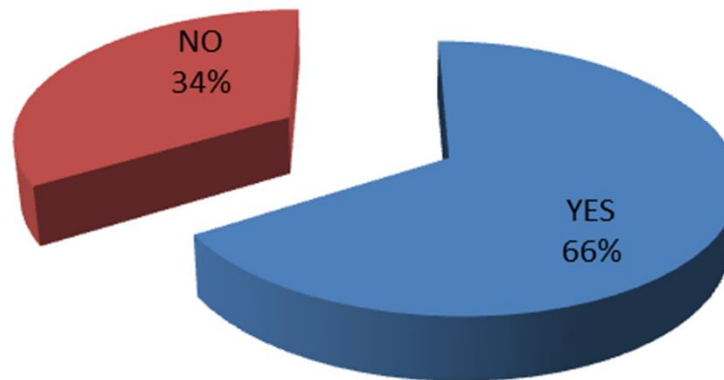




EGRACONS PROJECT

First results (cont.)

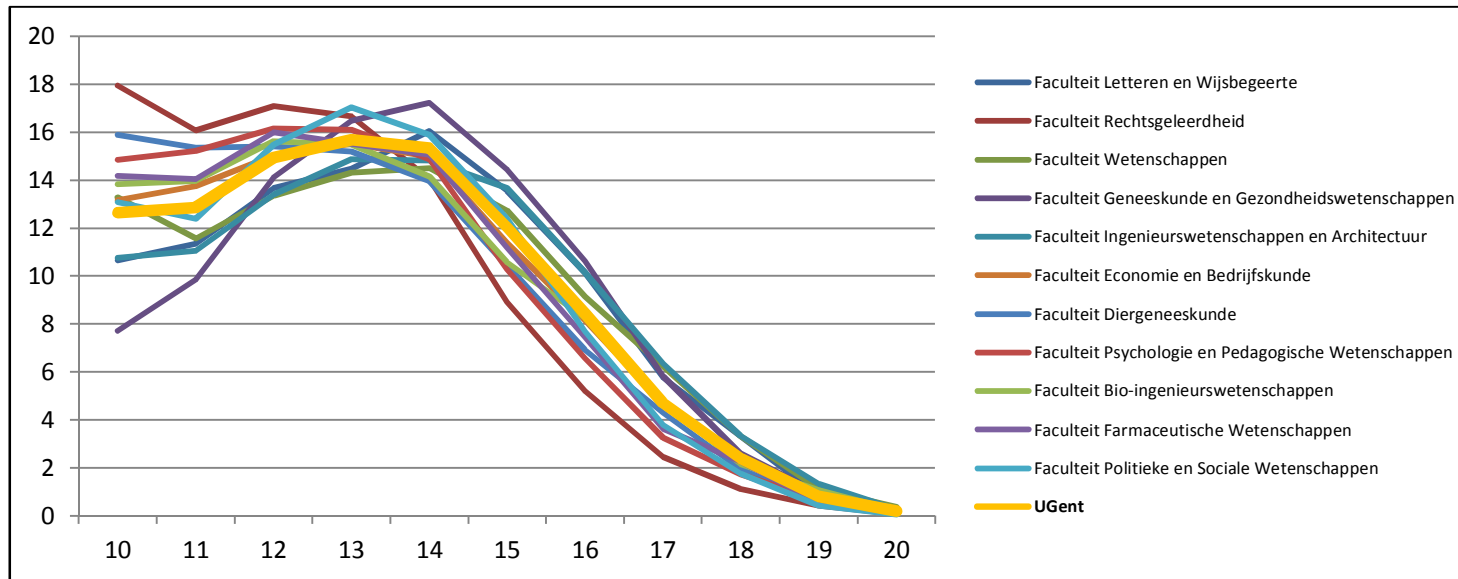
Does your institution use institution-wide grade conversion rules for outgoing exchange students?





EGRACONS PROJECT

Representing grading tables





EGRACONS PROJECT

Representing grading tables

Deliberatiepakket 2 - geslaagd (proclamatie 02/07/2011)

Totaalscore: 725/1000

SP	Opleidingsonderdeel	Code	Score
6	B000407 Bestuursrecht	C101	14/20
3	B001175 Boekhoudrecht en balansanalyse	C101	18/20
5	B000061 Burgerlijk procesrecht	C101	14/20
8	B001190 Europese en Belgische privaatrechtsgeschiedenis	C101	15/20
5	B001174 Mensenrechten	C101	13/20
5	B000124 Onrechtmatige daad en alternatieve schadevergoedingssystemen	C101	17/20
12	B001267 Praktische oefeningen II	C101	15/20
3	B000932 Rechtseconomie	C101	13/20
3	B000993 Ruimtelijk bestuursrecht	C101	16/20
5	B000383 Verbintenissenrecht	C101	11/20
5	B000802 Zakenrecht en zakelijke zekerheidsrechten	C101	14/20

aan de rector van de UGent (Sint-Pietersnieuwstraat 25, 9000 Gent) ten laatste op de vijfde kalenderdag na de proclamatie.
Gelieve het beroepschrift ook te mailen naar ombuds@ugent.be.
Interne beroepsprocedure: artikel 95 van het Onderwijs- en examenreglement, zie www.ugent.be/oer

CODES

C = Creditbewijs behaald
XX verwijst naar het academiejaar, vb. 09 betekent academiejaar 2009-2010
--_X verwijst naar de examenkans (1 of 2)
GESL = Getolereerd maar géén creditbewijs
FAIL = niet geslaagd
ZIEK = ziek
AFWE = afwezig
BDRG = bedrog
ONBK = examencijfer onbekend
VRST = vrijstelling
STOP = inschrijving stopgezet

Perctiel A(B)C = fractie van geslaagde studenten die

A: strikt lager scoren dan uzelf

B: dezelfde score behalen

C: strikt hoger scoren

Meer info over hoe uw resultaat zich

verhoudt tot de resultaten van uw

medestudenten, vindt u op

<http://oasis.ugent.be>. Klik in het linkermenu

op "Mijn cursussen".



EGRACONS PROJECT

Representing grading tables

TYPE	#	10	11	12	13	14	15	16	17	18	19	20
Ba	296626	15,43	14,75	15,65	15,10	13,82	10,67	7,42	4,16	2,11	0,74	0,16
Acc. %		100,0	84,57	69,82	54,17	39,07	25,25	14,58	7,16	3,00	0,90	0,16
ManaBa	155304	6,82	7,61	10,93	13,75	17,37	16,34	13,72	8,04	4,02	1,23	0,18
Acc. %		100,0	93,18	85,57	74,64	60,89	43,52	27,18	13,46	5,42	1,40	0,18
ManaMa	12995	6,49	5,63	9,63	12,98	18,81	16,61	15,89	8,63	4,15	0,94	0,23
Acc. %		100,0	93,51	87,88	78,25	65,26	46,45	29,84	13,95	5,32	1,17	0,23



EGRACONS PROJECT

Partners

- P1 Ghent University – BE (NL)
- P2 UNICA Network - BE
- P3 Santander Group Association – ES
- P4 University of Liège – BE (FR)
- P5 Sapienza University of Rome – IT
- P6 University of Rouen – FR
- P7 University of León – ES
- P8 Vilnius University - LT
- P9 Gothenburg University – SE
- P10 University of Essex – UK
- P11 University of Lausanne – CH
- P12 Justus Liebig University of Giessen – DE
- P13 Inholland University of Applied Sciences - NL
- P14 University of Warsaw - PL



EGRACONS PROJECT

Associated partners

- University of Göttingen – DE
- University of Groningen – NL
- Malmö University – SE
- Université de Rennes 1 – FR
- Université de Rennes 2 – FR
- Norwegian University of Science and Technology – NO
- Erasmus Student Network - BE
- Agence de Mutualisation des Universités et Etablissements - FR

External evaluator

- Maria Sticchi Damiani (Rome)



EGRACONS PROJECT

Contacts :

“ Management en coordination:

Valère Meus (Valere.meus@Ugent.be)

“ Stocktaking and criteria:

Rafael de Paz (r.depaz@unileon.es)

“ Conversion tool development and testing :

Luciano Saso (Luciano.saso@uniroma1.it)

“ Quality assurance:

Sylvain Lamourette (Sylvain.lamourette@univ-rouen.fr)



Thank you!



www.egracons.eu

Name
Institution

[emailaddress](#)

Project Partners



SAPIENZA
UNIVERSITÀ DI ROMA



University of Essex



UNIL | Université de Lausanne



UNIVERSITY OF
GOTHENBURG

In collaboration with



NTNU
Norwegian University of
Science and Technology